

# Snohomish County Housing Update

Key Market Indicators - April 1, 2017



## March frenzy for housing market

Spring is here and, like the flowers, we're finally seeing the number of new listings coming on the market grow! The housing market is in direct alignment with daylight savings time. With longer daylight hours we now see more than double the number of new listings during the spring, summer and fall than the four winter months that just passed. Buyers will start to see some relief as many more new listings come on the market over the next six months.



**J. Lennox Scott**, Chairman and CEO



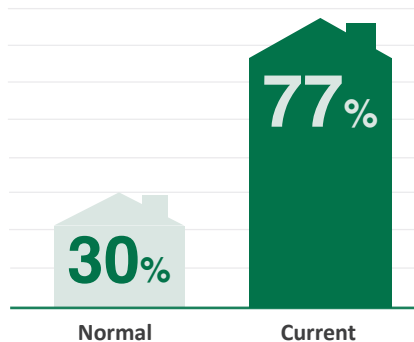
Months Supply	Level	Price Trend
1 to 2	Shortage	Upper single digits +
3 to 4	Low	Up single digits
5 to 6	Healthy	Equilibrium
7 to 8	Adjusting	Down single digits
9+	Correction	Major correction

### Shortage of Homes for sale

**Snohomish County Market** - Based on Resale Listings and Pending Contracts (April 1, 2017)

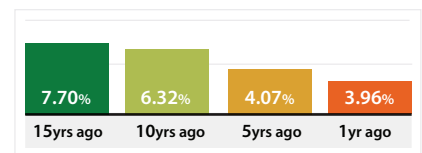
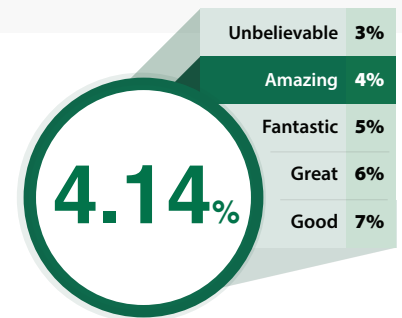
Ask your broker for the months supply for your selected price range/area.

## Percentage of Homes Selling in the First 30 Days



### Quick Market for New Listings For March 2017

## Amazing Interest rates



### Historically Low Interest Rates

April 1, 2017 Source: Freddie Mac